

Moses sea craft


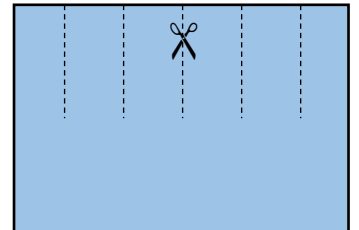
You will need:

- 1 piece of A4 card (yellow/orange/white)
- 1 piece of A4 blue paper (or white paper coloured blue)
- Print out in card of characters below
- Scissors
- Glue
- Felt pens or crayons




Instructions

1. Cut A4 blue paper in half
2. Take one half and cut slits into the paper, about half way.
3. Curl each of the sections you have cut by wrapping them round a pencil or pen
4. Repeat with the second piece of blue paper
5. Take the piece of A4 card and put it on the table.
6. Glue the uncut bit of the 2 blue pieces to each side of the card creating an opening in the water.
7. Cut each of the people out. Either use them to re-tell the story or glue them to the sea bed.
8. You might want to draw and cut out some fish to stick on the waves.
9. Read through the passage and see if there is a Bible verse you would like to write on the sea bed or on the waves.



Fold tab backwards and glue



Fold tab backwards and glue